

法人說明會

115年第一季營運狀況

115年5月13日



DISCLAIMER

Information in this document is confidential and is subject to legal privilege. This document includes ADLINK Technology Inc., (“ADLINK”) products. No license is expressed or implied, by estoppel or otherwise, and no intellectual property rights are granted in this document. ADLINK reserves the right to make changes to any information, specifications, products, and product descriptions at any time, without notice. Any products, dates, and drawings are preliminary and based on current expectations, and are subject to change without notice. ADLINK accepts no liability for any actions taken on the basis of the information provided in this document. ADLINK disclaims any expressed or implied warranty as to the use of the information acquired in this document.

This document shall be viewed by the intended recipient(s) only, and shall not be reproduced, distributed, published, shared or exchanged by or between any other parties without the prior written consent of ADLINK.

All ADLINK Technology, Inc. products are manufactured or assembled at the ADLINK owned and operated facilities in Taiwan, China, Germany, and the United States. ADLINK Technology, Inc., is not owned, directed, or subsidized by the People’s Republic of China. The ADLINK name and its logos are trademarks of ADLINK Technology, Inc., in the US and other countries. All product and company names are either trademarked [™] or registered [®] trademarks of their respective holders.

Agenda


財務報告

Jeff Chou, CFO

營運展望

Stephen Huang, President & COO

Q&A





財務報告

合併綜合損益表

單位：新台幣百萬元，惟每股盈餘為元	2025	2024	YoY	1Q'26	1Q'25	YoY
銷貨收入淨額	11,801	10,078	17%	3,444	2,675	29%
毛利率(%)	35%	37%		37%	34%	
營業費用	3,561	3,733	-5%	876	894	-2%
營業外收入及支出	(15)	(36)		23	56	
歸屬母公司本期淨利	512	51	0%	343	68	
每股盈餘(NT\$)	2.35	0.23	923%	1.57	0.31	405%

單位：新台幣百萬元	2025		2024		YoY	1Q'26		1Q'25		YoY
	金額	%	金額	%	%	金額	%	金額	%	%
推銷費用	1,031	9	1,129	11	-9	273	8	251	9	9
管理費用	857	7	906	9	-5	214	6	214	8	0
研究費用	1,671	14	1,700	17	-2	388	11	427	16	-9
營業費用	3,561	30	3,733	37	-5	876	25	894	33	-2

合併資產負債表

單位：新台幣百萬元	2026.03.31		2025.12.31		2025.03.31	
	金額	%	金額	%	金額	%
現金及金融資產	2,400	16	2,485	19	2,445	19
應收款項	2,849	19	2,238	17	2,002	15
存貨	4,078	27	2,706	21	2,792	22
資產總額	14,840	100	12,838	100	12,932	100
應付款項	3,086	21	1,507	12	1,867	14
短期銀行借款	1,899	13	1,952	15	1,772	14
長期銀行借款	2,103	14	2,241	17	2,425	19
負債總額	9,042	61	7,216	56	7,660	59
權益總額	5,799	39	5,622	44	5,272	41

應收帳款週轉天數	67	71	74
存貨週轉天數	144	127	140
應付帳款週轉天數	97	75	91
現金轉換循環天數	114	123	123

現金流量表

單位：新台幣百萬元	<u>2025</u>	<u>2024</u>	<u>YoY</u>	<u>1Q'26</u>	<u>1Q'25</u>	<u>YoY</u>
期初現金	2,055	1,842		2,459	2,055	
營運活動之現金流入	747	1,168	-36%	92	333	-72%
資本支出	(135)	(149)	-9%	(31)	(36)	-13%
現金股利	(203)	(217)		0	0	
銀行借款淨變動	19	(621)		(190)	21	
其他	(25)	32		42	(57)	
期末現金	2,459	2,055		2,372	2,412	

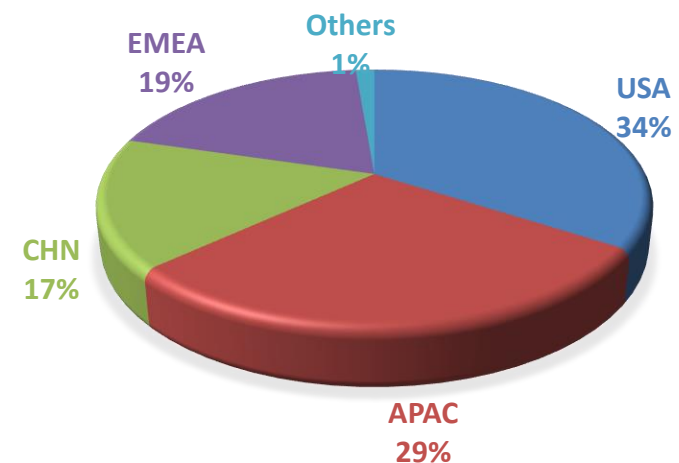
02

營運展望

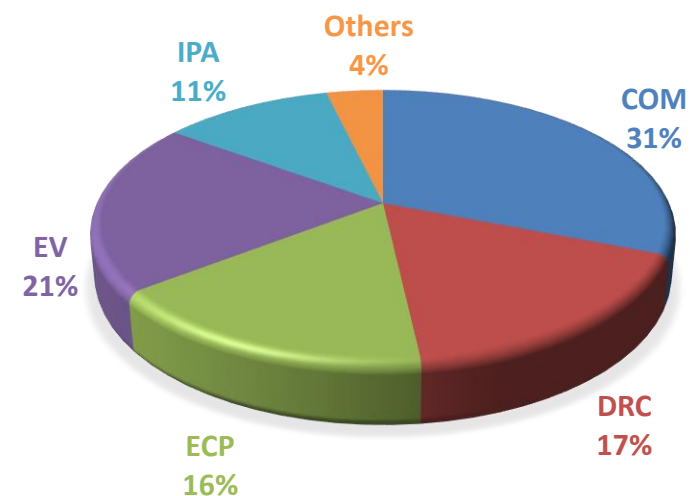
114年營收表現

RBU	114年	
	營收	YoY%
USA	130	28%
APAC	110	34%
CHN	62	7%
EMEA	72	10%
Others	5	
RBU 總計	379	21%
SBU	營收	YoY%
模組化電腦 (COM)	117	30%
客製化強固電腦 (DRC)	65	39%
邊緣運算平台 (ECP)	62	-5%
顯示運算 (EV)	77	40%
智能實體自動化 (IPA)	43	5%
其他	14	
SBU 總計	379	21%

114年 RBU 營收表現 (%)



114年 SBU 營收表現 (%)

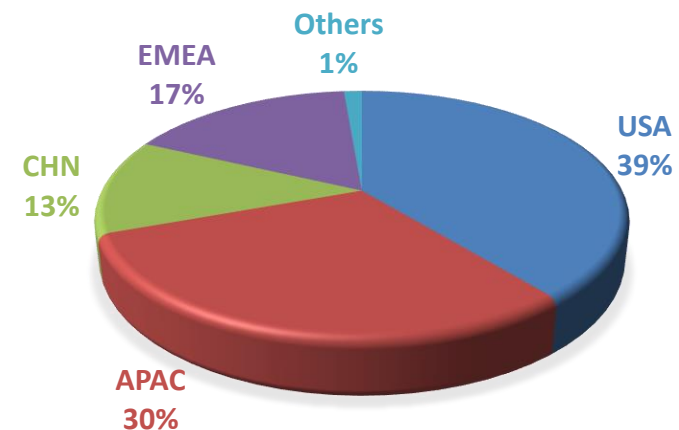


115年Q1營收表現

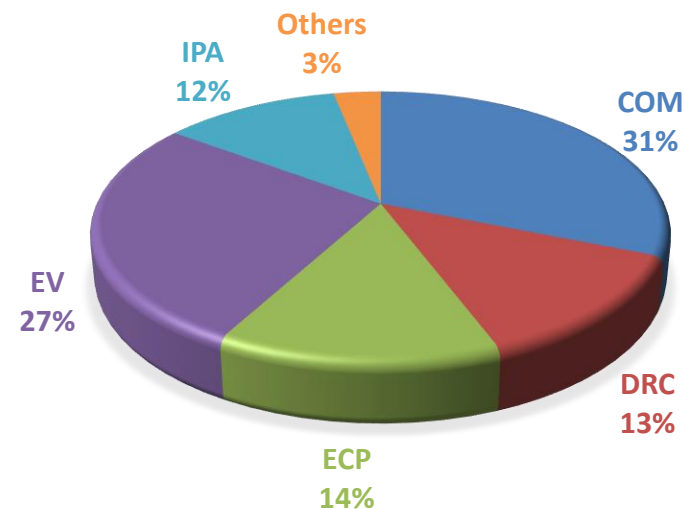
單位：百萬美元

RBU	115年Q1	
	營收	YoY%
USA	42	101%
APAC	33	48%
CHN	14	-31%
EMEA	18	10%
Others	1	
RBU 總計	109	34%
SBU	營收	YoY%
模組化電腦 (COM)	34	55%
客製化強固電腦 (DRC)	14	-33%
邊緣運算平台 (ECP)	15	19%
顯示運算 (EV)	30	123%
智能實體自動化 (IPA)	13	34%
其他	3	
SBU 總計	109	34%

115年Q1 RBU營收表現 (%)



115年Q1 SBU營收表現 (%)





ADLINK Technology, Inc.

No. 66, Huaya 1st Rd., Guishan Dist.,
Taoyuan City 333411, Taiwan

Tel: +886-3-216-5088
Fax: +886-3-328-5706



www.adlinktech.com